

ASIA-PACIFIC NAZARENE THEOLOGICAL SEMINARY

AN EVALUATION OF THE GOD IMAGE OF SELECTED THIRD CULTURE KIDS
(TCKs) FROM FAITH ACADEMY IN RIZAL, PHILIPPINES

A Thesis Presented to
The Faculty of Asia-Pacific Nazarene Theological Seminary
In Partial Fulfillment of the Requirement for the Degree
Master of Arts in Religious Education
(General Concentration)

By
Suoh Oh
TAYTAY, RIZAL

May, 2018

ASIA-PACIFIC NAZARENE THEOLOGICAL SEMINARY

WE HEREBY APPROVE THE THESIS

SUBMITTED BY


Suoh Oh

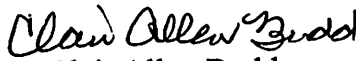
ENTITLED


AN EVALUATION OF THE GOD IMAGE OF SELECTED THIRD CULTURE KIDS

(TCKs) FROM FAITH ACADEMY IN RIZAL, PHILIPPINES


AS PARTIAL FULFILLMENT OF THE REQUIREMENTS FOR THE DEGREE
MASTER OF ARTS IN RELIGIOUS EDUCATION
(GENERAL CONCENTRATION)



Dr. Clark Armstrong
Thesis Adviser 4/27/18
Date


Dr. Clair Allen Budd
External Reader 4/27/18
Date


Dr. Lynn Schmidt
Faculty Reader 4/29/18
Date


Dr. Carolyne Bestre
MARE Department Chair 4/24/18
Date


Dr. Peggy Oldham
Faculty Reader 4/27/18
Date


Dr. Bruce Oldham
President 4/27/18
Date

ABSTRACT

This study was conducted to explore the God Image of Third Culture Kids (TCKs) at Faith Academy located in Rizal Province of the Philippines. These were students who were between 16 to 19 years old. Specific demographic factors were investigated to explore the relationship between their demographic characteristics and their God Image. There were 106 respondents for this study. Criterion-type purposive sampling was used to choose the respondents.

This research was designed as a descriptive study using quantitative methodology. The respondents were given a survey in a questionnaire format which was invented by Richard Lawrence in 1997 to assess their God Image. Along with it was given a demographic questionnaire as well. The God Image Scale (GIS) Questionnaire was based on three main issues with two sub-categories under each – the Sense of Belonging (Presence and Challenge), Goodness (Acceptance and Benevolence), and Control (Influence and Providence for Control). Eight items were examined for their demographic characteristic data. The statistical data was analyzed with the use of the one-way ANOVA and t-test. The statistical treatment was conducted by a software program, SPSS (Statistical Package for the Social Sciences).

Based on the statistical analysis, the following conclusions were drawn according to the null hypotheses. The first null hypothesis (“There would be no statistical significance between the Sense of Belonging and the God Image within TCKs”) was rejected. The result showed that the selected TCKs agree with the Sense of Belonging with God. The second null hypothesis (“There would be no statistical significance between the Goodness of God and the God Image within TCKs”) was rejected. The result

was identified that the selected TCKs agree with the Goodness of God. The third null hypothesis (“There would be no statistical significance between Control and the God Image within TCKs”) was rejected. The result meant that TCKs agree with their sense of Control with God. Thus, it was found that the respondents who were TCKs generally have a positive God Image. Finally, the fourth null hypothesis (“There would be no statistical significance between the demographic characteristics of TCKs and the God Image”) was rejected. It was found that four demographic factors of the selected TCKs do affect their God Image. The four factors were: 1) gender, 2) number of years living abroad, 3) the number of countries that TCKs have lived, and 4) frequency of attending church. There were no statistical significances among the rest of the demographic items.

Finally, based on the findings of the study, the following recommendations were identified to the ministers, parents, educators, and caregivers of TCKs as well as for the further studies. The caregivers should be reminded of a possibility of negative or unhealthy God Image of TCKs. The caregivers need to carefully consider the students’ God Image and may attempt to apply God Image improvement programs, mentoring, or counseling. Further, the caregivers should be careful about the students’ specific demographic factors which may affect their God Image. For the further studies, the researcher recommends: a) a qualitative research study could be done in this area, b) a more thorough explanation about the concept of God Image, such as delivering a script along with administration, c) extended studies related to counseling TCKs would prove helpful, and d) more studies are recommended regarding TCKs and their spirituality as Christians.

DEDICATION

To Father

ACKNOWLEDGEMENT

I thank God for all the things that He has done in my life. This thesis was a witness of His faithful encouragement and guidance for me. He is the source of my strength and blessing indeed. All honor and glory belong to my Heavenly Father!

I thank Dr. Clark Armstrong who was my advisor. He was not only an advisor, but he was my mentor, friend, and a loving grandfather. I will never forget his love and concerns for me. He has shown me the love of God through himself.

I thank all the panelists—Dr. Lynn Shmidt, Dr. Peggy Oldham, Dr. Carolyne Bestre, and Dr. Clair Budd—who carefully worked together and suggested the best recommendations for this study. I appreciate all for the concern and help. I also appreciate all the faculty in APNTS. I have learned more than I can learn from the books and classes. It was my privilege to be their student.

I thank all my friends in APNTS. Especially for those who are on the same batch of thesis writing—Ingrid, Eloisa, Naomi, and all the Geneva second floor friends, especially my wonderful roommates—Lian, Achi, and Lorraine. Their care and love were such a blessing, and God reminded me that I am not alone through them. It was a great fellowship in Christ.

I thank the respondents in Faith Academy and the high school principal—Mr. Jon Barlow—who allowed and accepted the students to take this survey. It made this study possible indeed.

I also thank my sponsor—Missionary K. J. Lee and his wife who supported me financially for my study here at APNTS.

Finally, I thank my family who always supports me with love and care. Their prayers were the biggest support ever. I know that I would not be here as who I am now without them. I thank God for giving me such a wonderful family.

I would like to express my gratitude to everyone who supported in many ways.

TABLE OF CONTENTS

	Page
TITLE PAGE.....	i
SIGNATURE PAGE.....	ii
ABSTRACT.....	iii
COPYRIGHT.....	v
DEDICATION.....	vi
ACKNOWLEDGMENT.....	vii
TABLE OF CONTENTS.....	ix
LIST OF FIGURES.....	xiii
LIST OF TABLES.....	xiv
CHAPTER 1: THE PROBLEM AND ITS BACKGROUND.....	1
Introduction.....	1
Background of the Problem.....	1
Theoretical Framework.....	4
Conceptual Framework.....	8
Statement of the Problem.....	9
Null Hypotheses.....	11
Significance of the Study.....	12
Assumptions.....	13
Definition of Terms.....	14
Scope and Delimitations.....	14

CHAPTER 2: SURVEY OF RELATED LITERATURE AND STUDIES.....	16
Culture and Third Culture Kids (TCKs).....	16
Culture and Identity.....	16
Intercultural World and Era.....	16
Significance of Culture.....	17
Cultural Identity Explained.....	17
Multicultural Identity.....	18
Third Culture Kids (TCKs).....	19
Background of the Term TCK.....	19
TCK Advantages.....	20
TCK Difficulties.....	20
Significant Issues of TCKs.....	21
God Image.....	22
The Definition of God Image.....	22
God Image and Self Image.....	25
God Image and Cultural Influence.....	28
Developmental Theories.....	29
Fowler, Erikson and Levinson.....	29
Psychosocial and Faith Stages: Optimal Parallels.....	31
CHAPTER 3: RESEARCH METHODOLOGY AND PROCEDURES.....	33
Method of Study.....	33
Sampling.....	34
Sources of Data.....	35

Research Gathering Procedure.....	36
Data Gathering Instruments.....	38
Statistical Treatment of Data.....	39
CHAPTER 4: PRESENTATION AND INTERPRETATION OF DATA.....	45
The Pilot Test.....	45
The Demographic Data of the Respondents.....	48
The Assessment of the God Image of TCKs.....	54
The Relationship between the Demographic Characteristics of the Respondents and Their God Image.....	63
CHAPTER 5: SUMMARY, FINDINGS, CONCLUSION AND RECOMMENDATIONS.....	81
Summary.....	81
Findings.....	83
Conclusion.....	89
Recommendations.....	90
APPENDICES	
Appendix A: Letter to Administrator.....	93
Appendix B: Consent Form for the Participants.....	94
Appendix C: Demographic Questionnaire.....	95
Appendix D: God Image Inventory Questionnaire.....	96
Appendix E: God Image Scale Questionnaire.....	101
Appendix F: Original Copy of God Image Scale Questionnaire.....	104
Appendix G: Data of the Participants in the Pilot Test.....	106

REFERENCE LIST.....	108
CURRICULUM VITA.....	112

LIST OF FIGURES

Figure 1. The Theory of God Image Inventory by Richard Lawrence.....	7
Figure 2. Conceptual Framework.....	9
Figure 3. How the Good News Becomes the Bad News.....	27
Figure 4. Erikson's Epigenetic Diagram.....	30
Figure 5. Psychosocial and Faith Stages: Optimal Parallels.....	31
Figure 6. Statistical Formula of Mean.....	40
Figure 7. Statistical Formula of Standard Deviation.....	41
Figure 8. Statistical Formula of One-Way ANOVA.....	42
Figure 9. Statistical Formula of Probability.....	43
Figure 10. Statistical Formula of ANOVA Summary Table.....	43

LIST OF TABLES

Table 1. Indication of Scales.....	39
Table 2. Statistical Range of the Indications.....	41
Table 3. The Substituted Words for Improved Version of God Image Questionnaire.....	47
Table 4. The Description of the Unqualified Respondents.....	49
Table 5. The Demographic Profile of the Respondents in Terms of Age or Birth Year....	50
Table 6. The Demographic Profile of the Respondents in Terms of Grade Level.....	50
Table 7. The Demographic Profile of the Respondents in Terms of Nationality.....	51
Table 8. The Demographic Profile of the Respondents in Terms of Gender.....	52
Table 9. Demographic Profile of the Respondents in Terms of Years of Living Abroad	52
Table 10. The Demographic Profile of the Respondents in Terms of Number of Countries They Have Lived.....	53
Table 11. The Demographic Profile of the Respondents in Terms of Living Status.....	53
Table 12. The Demographic Profile of the Respondents in Terms of Frequency of Attending Church.....	54
Table 13. The Perception of Respondents in Terms of Presence.....	55
Table 14. The Perception of Respondents in Terms of Challenge.....	56
Table 15. The Perception of Respondents in Terms of Acceptance.....	57
Table 16. The Perception of Respondents in Terms of Benevolence.....	58
Table 17. The Perception of Respondents in Terms of Influence.....	59
Table 18. The Perception of Respondents in Terms of Providence.....	60
Table 19. The Composite Table of the Respondents' Perception on God Image.....	61,

Table 20. The Relationship of the Respondents' God Image and their Age/Birth Year....	64
Table 21.a. The Relationship of the Respondents' God Image and their Grade Level (Scales A, B, C, D and Summary I).....	65
Table 21.b. The Relationship of the Respondents' God Image and their Grade Level (Scales E & F and Summary II & III).....	66
Table 22.a. The Relationship of the Respondents' God Image and their Nationality (Belonging Scales).....	67
Table 22.b. The Relationship of the Respondents' God Image and their Nationality (Goodness Scales).....	68
Table 22.c. The Relationship of the Respondents' God Image and their Nationality (Control Scales).....	69
Table 23. The Relationship of the Respondents' God Image and their Gender.....	71
Table 24. The Relationship of the Respondents' God Image and their Years of Living Abroad.....	73
Table 25.a. The Relationship of the Respondents' God Image and the Number of Countries They Have Lived (Scales A, B, C, & D and Summary I).....	75
Table 25.b. The Relationship of the Respondents' God Image and the Number of Countries They Have Lived (Scales E & F and Summary II & III).....	76
Table 26. The Relationship of the Respondents' God Image and their Living Status.....	78
Table 27. The Relationship of the Respondents' God Image and their Frequency of Attending Church.....	79