



# Kid's Kaleidoscope

## Second Week of Advent – PEACE



Who do you think of when you think of the word peace?

It's the second Sunday in Advent! This week we are adding animals to our nativity scene and learning about peace. When you think of all of the animals that could be in this scene, what do you think of? I think of a lot of noise and maybe some interesting smells, but definitely not peace.

At this time of year, if you close your eyes and think of peace, what comes to your mind? Maybe Jesus; the Bible tells us He is the Prince of Peace. When He came to earth as a baby, it wasn't very peaceful, especially not with all of those animals. There were also a lot of people who didn't like the idea of the coming of this new king.

But, the only way we can have peace in our lives is if we invite Jesus in. He is peace and we have peace in knowing him.

Below, you will find some of the animals that might have had a front-row seat to Jesus' birth. You will also see the names of the animals in five different languages (Albanian, Arabic, Italian, Tagalog, and Ukrainian) and some of the sounds they make in those languages.

Did you know that animal sounds are different in different languages?


Try to match the animal to its name and sound in another language by drawing a line to connect them. You can find the answers on the next page. Then, see if you can find people to make these sounds all at the same time. It might not sound peaceful, but it is perfect harmony in God's ears.



GJELI – Albanian – “ki kiri kiiii”

КІНЬ (Kin) – Ukrainian – “Eegogo”

TUPA – Tagalog – “meeeeh”



جمال (JAMAL) – Arabic – “khwarr”

CAPRA – Italian – “beee beee”


осел (osel) – Ukrainian – “eeaa eeaa”




ROSE – Albanian – kuak kuak

COLOMBA – Italian – “gru gru”

BAKA – Tagalog – “amoooo”



ثور (thawr) – Arabic – “mmuuu”






## Second Week of Advent – PEACE

### ANSWER KEY



**SHEEP - TUPA - Tagalog**  
“meeeeh”




**ROOSTER - GJELI - Albanian**  
“ki kiri kiili”




**DOVE - COLOMBA - Italian**  
“gru gru”



**DONKEY - осел (osel) - Ukrainian**  
“eeaa eeaa”




**OX - ثور (thawr) - Arabic**  
“mmuuu”




**GOAT - CAPRA - Italian**  
“beee beee”




**DUCK - ROSË - Albanian**  
“kuak kuak”



**CAMEL - جمل (JAMAL) - Arabic -**  
“khwarrr”



**HORSE - Кінь (Kin) - Ukrainian -**  
“Eegogo”



**COW - BAKA - Tagalog**  
“amoooo”

# ADVENT KALEIDOSCOPE

The Kaleidoscope for the Advent Season is very different; in fact, it isn't a kaleidoscope. It is a Nativity Scene.

There are many places around the world that have the tradition of setting up these scenes as an important way to prepare for Christmas. In other places, this is not a familiar activity.

This year, we will create a nativity scene, adding a new element each week. For the first week of Advent, we created the place where Jesus was born. This week, the second week of Advent, we are adding the animals.

In our Kaleidoscope we learned the names and sounds of some of the animals that might have been there when Jesus was born. Now, you can choose who you want to be in your Nativity scene. Print the following pages. Choose the animals you want in your Nativity scene. Then color them. You can even add different materials like cotton balls, feathers, cloth, etc. Then glue your animal onto cardboard. You can make it stand up by adding two L-shaped pieces of cardboard and taping them to the back, to make a stand. Add your animals to your Nativity scene.

